


2018 Recent Product Releases

XOE™ Axial Lead High Voltage Diodes
Long Surface Mount High Voltage Diodes
High Voltage Optical Switch
Miniature High Voltage Power Supplies
High Voltage Ceramic Capacitor Stacks



About Us

DEAN TECHNOLOGY

Dean Technology, Inc. has a long and exceptional history providing world-class products, design, and

solutions for high voltage and high power markets and applications. Grown through the consolidation of many complementary brands, the full product offering can supply everything from components through complete systems. Headquartered in Dallas, Texas, with production facilities in the United States and China, as well as sales offices throughout the world, DTI is a truly modern multi national company. Our broad range of locations and capabilities, with all activities directed through a close-knit team of experienced executives, allows us to be exceptionally price competitive and flexible, while ensuring the quality and technical know how expected of a US manufacturer.

Dean Technology brings a distinctive approach to the manufacture and sale of electronics. While most manufacturers prefer the path of least resistance, seeking only new cost reducing methods and increased margins, we remain focused on providing the correct product and solution to meet each individual design. All of the engineers on our staff work directly with our customers, helping to ensure we are providing the correct technical solution and offering lower cost items whenever appropriate. We firmly believe that through this honest, involved, and direct approach we are best able to meet our customers' needs. We know that content and successful customers are what ensure our own success.

It is this unique thinking about how to work with our customers that allows DTI to bring together the most current back office technology, modern business practices, cutting edge design and proven manufacturing techniques to offer the best and newest products while maintaining support for more traditional and legacy items. We aim to discontinue only those products for which we can immediately offer a form fit and function replacement that is equal to or better than the performance, quality and reliability of its predecessor. Where other manufacturers abandon products and markets that don't show year over year quantity growth, we see and are committed to the long-term value of everything we sell. Designing with Dean Technology product ensures you will have continued support well into the future.

Dean Technology, Inc. is focused completely on providing our customers with the very best we have to offer, in every way possible. We revel in the specific details of each and every customer's needs, and given the opportunity, will work tirelessly for their success.



Addison, TX facility



Farmingdale, NJ facility



Indiana, PA facility



Lucernemines, PA facilities



Anshan, Liaoning
China facility

ISO 9001: 2008 CERTIFIED

Contact us, we're ready to help!

WWW.DEANTECHNOLOGY.COM

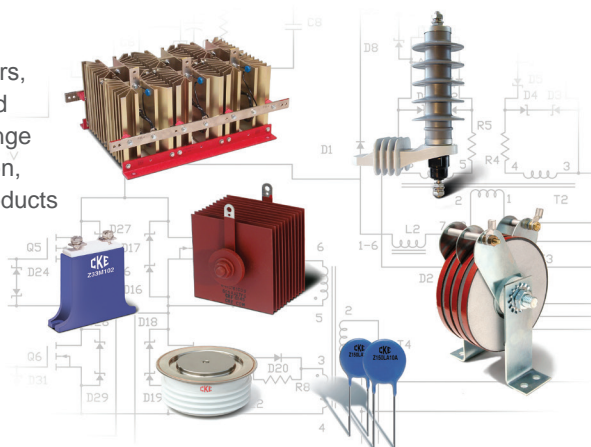
972.248.7691

Product Line Descriptions




CKE

CKE is a line of high voltage and high power silicon rectifiers, MOVs, selenium suppressors, silicon carbide varistors, and assemblies. These products are appropriate for a wide range of applications, and find a special fit in the power generation, resistance welding and RF power systems markets. All products can be customized to meet specific needs, and are offered with a wide variety of packaging, and connection options.



HVCA

The HVCA product line centers on high voltage diodes, ceramic capacitors, bridge rectifiers and assemblies. Advanced diffusion and manufacturing techniques allow us to produce a wide range of diodes, and rectifier products. Tight control of these designs and processes allow for custom versions of any product within this line, and delivery on short lead times. Dean Technology has extensive expertise in high voltage assembly and encapsulation allowing replication of most any competitive or discontinued part.



HVPSI

The HVPSI line of products includes standard, modified standard, build to print, and custom multipliers, power supplies and test equipment. The HVPSI line is our most complex, and represents all of the best we have to offer. Many of our products are used in the production of the HVPSI line. We believe so strongly in our own products that we are one of our own biggest customers for our own components.

High voltage power supplies and multipliers are complex and delicate designs, which require many specific features depending on the exact application. Whether for electrostatic, x-ray, imaging, or any other high voltage application, the HVPSI line and exceptional design support of Dean Technology is perfectly suited. DTI is highly dedicated to this product line, and is investing heavily in developing new techniques and products that will allow us to significantly reduce the design time on custom power supplies. This is all simply a continuation of the dedication we carry through to our customers' needs on all of our offerings.



XOE™ AXIAL LEAD HIGH VOLTAGE DIODES

XNV Series	4
XGF Series	4

LONG SURFACE MOUNT HIGH VOLTAGE DIODES

SLA Series	5
SLP Series	5
SLU Series	5

HIGH VOLTAGE OPTICAL SWITCH

OPC Series	6
-------------------------	----------

MINIATURE HIGH VOLTAGE POWER SUPPLIES

PMT Series	7
-------------------------	----------

HIGH VOLTAGE CERAMIC CAPACITOR STACKS

ST1 Series	8
ST2 Series	11
ST3 Series	13

Disclaimer

The products represented in this catalogue are to be used strictly for lawful purposes, and not for any prohibited activity. This catalogue shall not be deemed to constitute a sale or an offer to sell any of the products described herein for any purposes other than the lawful use for which such products are intended. Unless otherwise specified, the products described in this catalogue are not to be used for military, medical or other specialized purposes. We reserve the right to release information to the proper authorities, as a result of a violation of these or other applicable standards or unlawful acts, if the information is subpoenaed and/or if we deem it necessary and/or appropriate.

Operation or use of the products in this catalogue is at the risk of the purchaser, operator or user. Neither Dean Technology, Inc. nor any of its affiliates, associated entities, officers, directors, shareholders or agents shall be liable to any party for any damages, whether direct, indirect, special, consequential, punitive or otherwise, suffered by any such purchaser, user or operator. The offer of any products in this catalogue not manufactured or produced by Dean Technology, Inc. or any of its affiliates or associated entities shall not be deemed to be

an endorsement of any such other products or the provision of any warranty for any such other products, including, without limitation, a warranty of merchantability of fitness or otherwise.

The contents of this catalogue, including any product descriptions, pictures or specifications, are protected under the copyright and other intellectual property laws of the United States and its fellow treaty signatories. Copying, reproduction, publication or other dissemination of all or any portion of the contents of this catalogue is strictly prohibited.

By purchasing any product described in this catalogue, the purchaser and any ultimate user of such product(s) hereby agrees to indemnify and hold harmless Dean Technology, Inc. and each of its affiliates, associated entities, officers, directors, shareholders and agents for any loss, cost, liability, damage or expense (including attorneys' fees, expenses and court costs) incurred by any of the foregoing persons except in cases of gross negligence or willful misconduct.



Features:

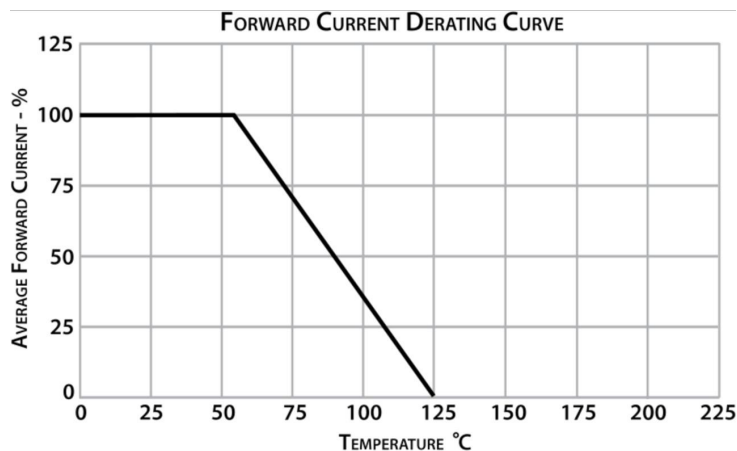
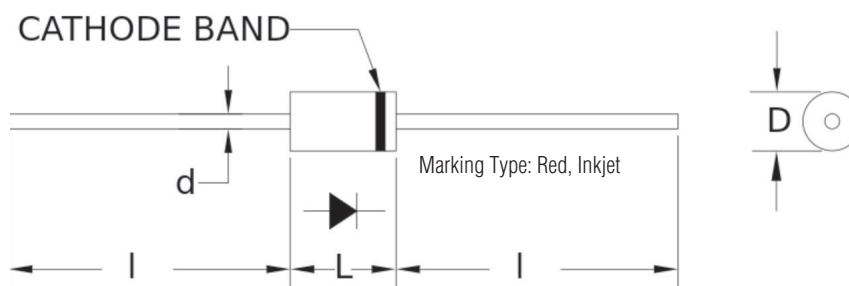
- High voltage, higher current diode in small form factor
- Molded plastic body, ANSI/UL94 V-0 rated material
- Uses new Dean Technology, Inc. XOE™ Technology
- RoHS compliant to Directive 2011/65/EC, Article 4(1), Annex II, Annex III, 7(a) and EU RoHS Directive (EU) 2015/863 of March 2015, Amending Annex II



Part Number	V _{RRM} V	V _F Max @ I _{FAVM} (Oil) V	I _{FAVM} @55°C in Oil mA	I _{FAVM} @55°C mA	I _R μA	I _{FSM} A	C _J pF	T _{JMAX} °C	T _{RR} nS	R _{θJA} in Air °C / W	R _{θJA} in Oil °C / W	E _{RSM} mJ	Operating Temp. °C	L in.	D in.	d in.	I in.
XNV Series																	
XNV02	2000	5.4	250	130	0.02	5	2.8	125	70	150	-	30	-55 to 125	0.12	0.08	0.020	1.0
XNV03	3000	7.1	200	100	0.02	5	2.3	125	70	150	-	40	-55 to 125	0.12	0.08	0.020	1.0
XNV04	4000	9.1	160	80	0.02	5	1.7	125	70	150	-	50	-55 to 125	0.12	0.08	0.020	1.0
XNV05	5000	10.3	120	60	0.02	5	1.4	125	70	150	-	60	-55 to 125	0.12	0.08	0.020	1.0
XGF Series																	
XGF10	10000	11.5	200	100	0.2	15	4.5	125	80	73	-	500	-55 to 125	0.32	0.12	0.025	1.0
XGF12	12000	15.9	180	90	0.2	15	3	125	80	-	62	500	-55 to 125	0.4	0.12	0.025	1.0
XGF15	15000	20.2	160	80	0.2	15	2.5	125	80	-	62	500	-55 to 125	0.4	0.12	0.025	1.0
XGF20	20000	28.6	160	80	0.2	15	2.3	125	80	-	60	500	-55 to 125	0.47	0.12	0.025	1.0

Note: More detailed specifications for all parts available at www.deantechnology.com.

Mechanical:




Certifications:





Features:

- Surface mount, J-leaded or Gullwing package
- Available in cut tape and 1,000 piece reels
- Molded plastic body, ANSI/UL94 V-0 rated material
- RoHS compliant to Directive 2011/65/EC, Article 4(1), Annex II, Annex III, 7(a) and EU RoHS Directive (EU) 2015/863 of March 2015, Amending Annex II



Part Number	V_{RRM} V	V_F^* V	I_{FAVM}^\dagger mA	$I_{FAVM}^{††}$ mA	$I_{FAVM}^{†††}$ mA	I_R μ A	I_{FSM} A	C_J pF	T_{JMAX} $^{\circ}$ C	T_{RR} nS	$R_{\theta JL}$ $^{\circ}$ C / W	$R_{\theta JC}$ $^{\circ}$ C / W	Operating Temp. $^{\circ}$ C
SLA Series - J Lead													
SLA20S	20000	40	55	20	40	0.5	3	0.6	125	100	50	57	-55 to 125
SLA25S	25000	45	50	18	32	0.5	3	0.5	125	100	50	57	-55 to 125
SLA30S	30000	55	40	12	25	0.5	3	0.4	125	100	52	60	-55 to 125
SLA Series - Gullwing													
SLA05SG	5000	15.6	130	45	80	0.5	3	2.0	125	100	50	57	-55 to 125
SLA06SG	6000	18.8	125	40	75	0.5	3	1.6	125	100	50	57	-55 to 125
SLA08SG	8000	21.8	110	35	70	0.5	3	1.2	125	100	50	57	-55 to 125
SLA10SG	10000	25.2	95	30	55	0.5	3	1.1	125	100	50	57	-55 to 125
SLA12SG	12000	27.5	80	25	50	0.5	3	0.9	125	100	50	57	-55 to 125
SLA15SG	15000	35	70	25	48	0.5	3	0.9	125	100	50	57	-55 to 125
SLA20SG	20000	40	55	20	40	0.5	3	0.6	125	100	50	57	-55 to 125
SLA25SG	25000	45	50	18	32	0.5	3	0.5	125	100	50	57	-55 to 125
SLA30SG	30000	55	40	12	25	0.5	3	0.4	125	100	52	60	-55 to 125
SLP Series - J Lead													
SLP05M	5000	8.5	1000	-	-	0.5	15	7.5	150	75	17	27	-55 to 150
SLP10M	10000	15.8	450	-	-	0.5	15	3.7	150	75	17	27	-55 to 150
SLP Series - Gullwing													
SLP05MG	5000	8.5	1000	-	-	0.5	15	7.5	150	75	17	27	-55 to 150
SLP10MG	10000	15.8	450	-	-	0.5	15	3.7	150	75	17	27	-55 to 150
SLU Series - J Lead													
SLU08M	8000	12	850	-	-	0.5	20	7.5	150	40	13	20	-55 to 150
SLU15M	15000	16	450	-	-	0.5	20	3.5	150	50	13	20	-55 to 150
SLU Series - Gullwing													
SLU08MG	8000	12	850	-	-	0.5	20	7.5	150	40	13	20	-55 to 150
SLU15MG	15000	16	450	-	-	0.5	20	3.5	150	50	13	20	-55 to 150

Note:

Specifications based on diode PCB mounted on 0.2" x 0.2" (5.0mm x 5.0 mm) copper solder pads.

More detailed specifications for all parts available at www.deantechnology.com.

* V_F measured at appropriate I_{FAVM} . See www.deantechnology.com for more information.

† At 55°C Lead Temperature

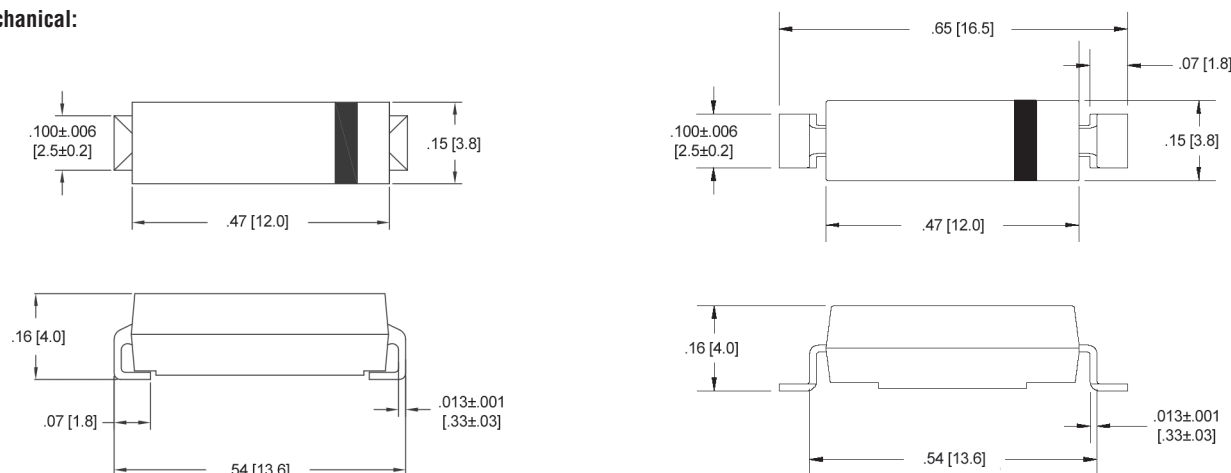
†† At 100°C Lead Temperature

††† At 70°C Case Temperature

Certifications:

RoHS
COMPLIANT


Mechanical:



DIMENSIONS IN INCHES [MM]

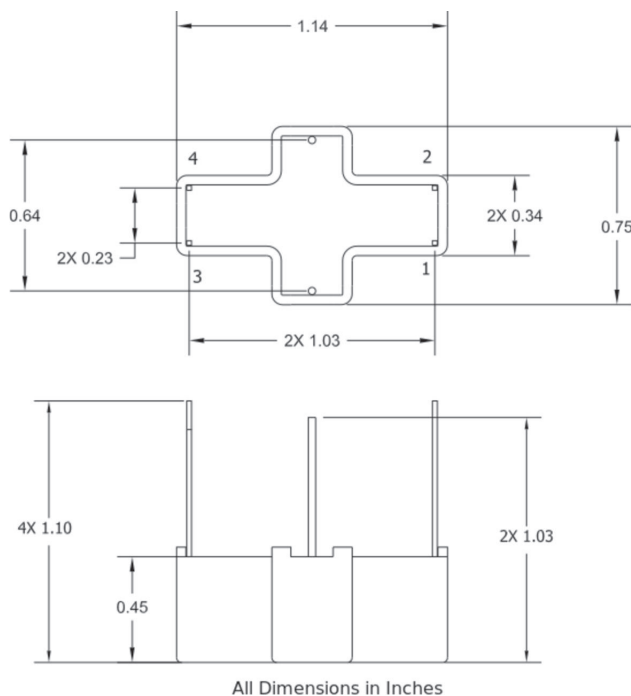
**Features:**

- 10kV high voltage optical coupler
- Integrated low voltage LED drivers with 10kV photo detector diode
- Black casing, light tight packaging
- RoHS compliant to Directive 2011/65/EC, Article 4(1), Annex II, Annex III, 7(a) and EU RoHS Directive (EU) 2015/863 of March 2015, Amending Annex II



Part Number	CTR %	t _{ON} μs	t _{OFF} μs	Insulation Voltage V	V _{RRM} V	V _F V	I _{FAVM} mA	I _R nA	I _{FSM} A	C _J pF	T _{JMAX} °C	I _{LED} V	V _{FLED} V	V _{RLED} V	Op. Temp °C
OPC Series															
OPC10M	0.48	2	2	12000	10000	12	80	25	10	3	100	100	1.25	5	-40 to 85

Note: More detailed specifications for all parts available at www.deantechnology.com.

Mechanical:

SHORT LEAD

LONG LEAD



LONG LEAD


SHORT LEAD

Certifications:

RoHS
COMPLIANT

Features:

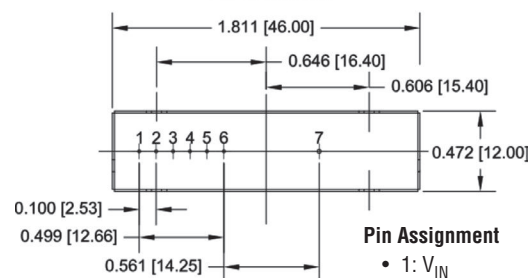
- Low ripple
- Short Circuit Protected
- Reverse Input Protected
- Maintenance Free
- Small Size
- Excellent Stability



Part Number	V _I VDC	P _I W	V _O V	P _O W	I _{OP} mA
PMT Series					
PMT-12-600N-0.5	12	< 1.8	-600	0.5	0.83
PMT-12-600P-0.5	12	< 1.8	600	0.5	0.83
PMT-12-1000N-0.5	12	< 1.8	-1000	0.5	0.50
PMT-12-1000P-0.5	12	< 1.8	1000	0.5	0.50
PMT-12-1250N-0.5	12	< 1.8	-1250	0.5	0.40
PMT-12-1250P-0.5	12	< 1.8	1250	0.5	0.40
PMT-12-1500N-0.5	12	< 1.8	-1500	0.5	0.33
PMT-12-1500P-0.5	12	< 1.8	1500	0.5	0.33
PMT-15-600N-0.8	15	< 2.25	-600	0.8	1.33
PMT-15-600P-0.8	15	< 2.25	600	0.8	1.33
PMT-15-1000N-0.8	15	< 2.25	-1000	0.8	0.80
PMT-15-1000P-0.8	15	< 2.25	1000	0.8	0.80
PMT-15-1250N-0.8	15	< 2.25	-1250	0.8	0.64
PMT-15-1250P-0.8	15	< 2.25	1250	0.8	0.64
PMT-15-1500N-0.8	15	< 2.25	-1500	0.8	0.53
PMT-15-1500P-0.8	15	< 2.25	1500	0.8	0.53
PMT-24-600N-1	24	< 2.88	-600	1.0	1.67
PMT-24-600P-1	24	< 2.88	600	1.0	1.67
PMT-24-1000N-1	24	< 2.88	-1000	1.0	1.00
PMT-24-1000P-1	24	< 2.88	1000	1.0	1.00
PMT-24-1250N-1	24	< 2.88	-1250	1.0	0.80
PMT-24-1250P-1	24	< 2.88	1250	1.0	0.80
PMT-24-1500N-1	24	< 2.88	-1500	1.0	0.67
PMT-24-1500P-1	24	< 2.88	1500	1.0	0.67

Additional Specifications:

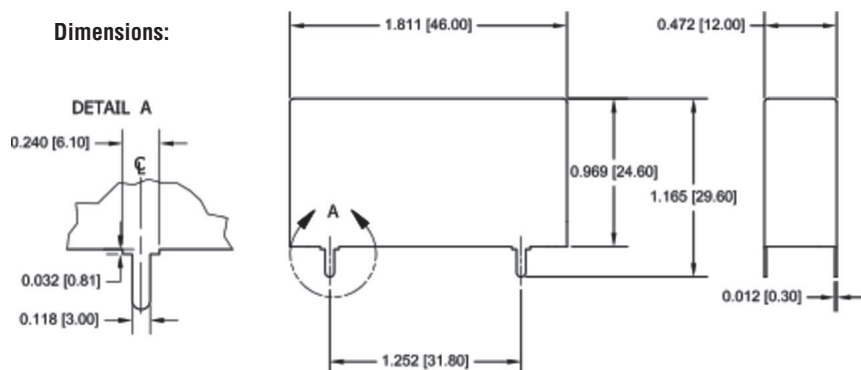
- Input Type: DC
- Load Regulation (From No Load to Full Load): <0.02% VDC
- Line Regulation: <0.01% VDC
- Ripple (Max Load p-p): <0.005%
- Stability: <0.10% VDC
- Control Type: Analog Signal
- Output Voltage Control: 0 to 5 VDC
- Control Range: 0 to 100% V_O
- Reference Voltage: 5 V
- Voltage Monitor: 1 V / kV
- Operating Temperature: -10°C to +65°C (Case Temp., Full Load, Max V_O)
- Storage Temperature: -40°C to +85°C (Non-Operating, Case Temp.)
- Temperature Coefficient: 0.01 %/°C
- Humidity: 0% to 95% (Non-Condensing)
- Altitude: 0 to 10,000 Ft (Standard Operating Conditions)
- Weight: <0.1lbs (<0.045kg)



Pin Assignment

- 1: V_{IN}
- 2: Ground
- 3: Ground
- 4: Control Voltage
- 5: V_{REF} = +5V
- 6: V_{MON}
- 7: HV Output

Dimensions:



Certifications:



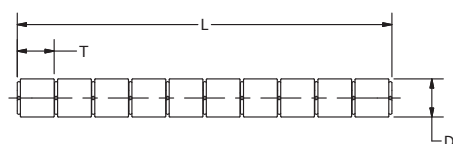
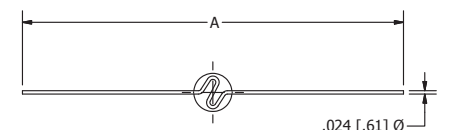


Features:

- Small and compact design
- Silver plated electrodes
- Use in oil or encapsulated
- Multiple configurations standard
- Custom versions available

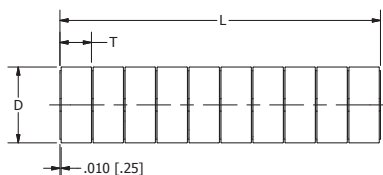
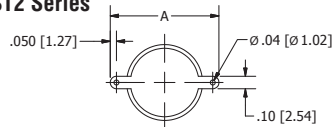
Dimensions:

ST1 Series



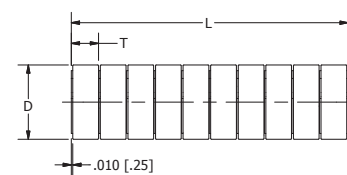
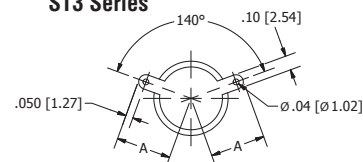
Dimensions: in [mm]

ST2 Series



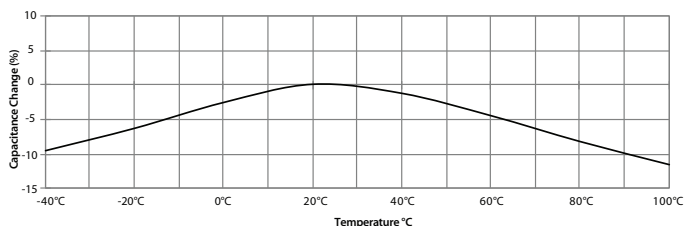
Dimensions: in [mm]

ST3 Series

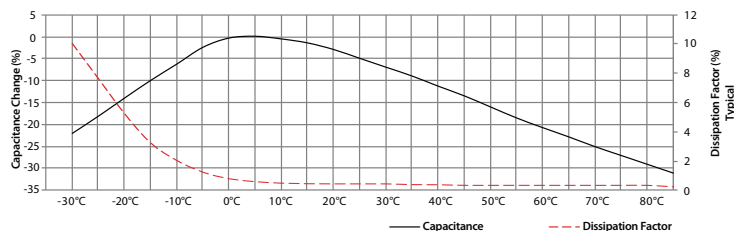


Dimensions: in [mm]

Y5P TYPICAL TEMPERATURE CHARACTERISTICS CURVE



Z5U TYPICAL TEMPERATURE CHARACTERISTICS CURVE



Part Number	C pF*	Dielectric Material	V _{RATE} V**	Discs in Stack	L (max) in [mm]	D (max) in [mm]	T (±10%) in [mm]	A*** in [mm]
ST1 Series								
ST1Y5P251M10KV04				4	0.78 [19.9]			
ST1Y5P251M10KV05				5	0.97 [24.7]			
ST1Y5P251M10KV06				6	1.16 [29.5]			
ST1Y5P251M10KV07				7	1.35 [34.3]			
ST1Y5P251M10KV08	250	Y5P	10000	8	1.54 [39.1]	0.25 [6.5]	0.17 [4.4]	2.75 [70.0]
ST1Y5P251M10KV09				9	1.72 [43.9]			
ST1Y5P251M10KV10				10	1.91 [48.7]			
ST1Y5P251M10KV11				11	2.10 [53.4]			
ST1Y5P251M10KV12				12	2.29 [58.2]			
ST1Y5P251M12KV04				4	0.87 [22.0]			
ST1Y5P251M12KV05				5	1.08 [27.4]			
ST1Y5P251M12KV06				6	1.29 [32.7]			
ST1Y5P251M12KV07				7	1.49 [38.0]			
ST1Y5P251M12KV08	250	Y5P	12000	8	1.70 [43.4]	0.27 [6.9]	0.19 [4.9]	2.75 [70.0]
ST1Y5P251M12KV09				9	1.91 [48.7]			
ST1Y5P251M12KV10				10	2.12 [54.0]			
ST1Y5P251M12KV11				11	2.33 [59.4]			
ST1Y5P251M12KV12				12	2.54 [64.7]			



Part Number	C pF*	Dielectric Material	V _{RATE} V**	Discs in Stack	L (max) in [mm]	D (max) in [mm]	T (±10%) in [mm]	A*** in [mm]
ST1 Series								
ST1Y5P501M6KV04				4	0.41 [10.5]			
ST1Y5P501M6KV05				5	0.51 [12.9]			
ST1Y5P501M6KV06				6	0.60 [15.4]			
ST1Y5P501M6KV07				7	0.70 [17.8]			
ST1Y5P501M6KV08	500	Y5P	6000	8	0.80 [20.3]	0.24 [6.2]	0.09 [2.3]	2.75 [70.0]
ST1Y5P501M6KV09				9	0.89 [22.7]			
ST1Y5P501M6KV10				10	0.99 [25.2]			
ST1Y5P501M6KV11				11	1.08 [27.6]			
ST1Y5P501M6KV12				12	1.18 [30.0]			
ST1Y5P501M8KV04				4	0.51 [13.0]			
ST1Y5P501M8KV05				5	0.63 [16.1]			
ST1Y5P501M8KV06				6	0.75 [19.1]			
ST1Y5P501M8KV07				7	0.87 [22.2]			
ST1Y5P501M8KV08	500	Y5P	8000	8	0.99 [25.3]	0.28 [7.1]	0.11 [2.9]	2.75 [70.0]
ST1Y5P501M8KV09				9	1.11 [28.3]			
ST1Y5P501M8KV10				10	1.23 [31.4]			
ST1Y5P501M8KV11				11	1.36 [34.5]			
ST1Y5P501M8KV12				12	1.48 [37.6]			
ST1Y5P501M10KV04				4	0.74 [18.9]			
ST1Y5P501M10KV05				5	0.92 [23.4]			
ST1Y5P501M10KV06				6	1.10 [28.0]			
ST1Y5P501M10KV07				7	1.28 [32.5]			
ST1Y5P501M10KV08	500	Y5P	10000	8	1.46 [37.0]	0.35 [8.9]	0.17 [4.2]	2.75 [70.0]
ST1Y5P501M10KV09				9	1.63 [41.6]			
ST1Y5P501M10KV10				10	1.81 [46.1]			
ST1Y5P501M10KV11				11	1.99 [50.7]			
ST1Y5P501M10KV12				12	2.17 [55.2]			
ST1Y5P501M12KV04				4	0.86 [21.9]			
ST1Y5P501M12KV05				5	1.07 [27.2]			
ST1Y5P501M12KV06				6	1.28 [32.5]			
ST1Y5P501M12KV07				7	1.49 [37.8]			
ST1Y5P501M12KV08	500	Y5P	12000	8	1.69 [43.1]	0.39 [10.0]	0.19 [4.9]	2.75 [70.0]
ST1Y5P501M12KV09				9	1.90 [48.4]			
ST1Y5P501M12KV10				10	2.11 [53.7]			
ST1Y5P501M12KV11				11	2.32 [59.0]			
ST1Y5P501M12KV12				12	2.53 [64.3]			
ST1Y5P102M6KV04				4	0.42 [10.7]			
ST1Y5P102M6KV05				5	0.52 [13.1]			
ST1Y5P102M6KV06				6	0.61 [15.6]			
ST1Y5P102M6KV07				7	0.71 [18.1]			
ST1Y5P102M6KV08	1000	Y5P	6000	8	0.81 [20.6]	0.34 [8.7]	0.09 [2.3]	2.75 [70.0]
ST1Y5P102M6KV09				9	0.91 [23.1]			
ST1Y5P102M6KV10				10	1.01 [25.6]			
ST1Y5P102M6KV11				11	1.10 [28.1]			
ST1Y5P102M6KV12				12	1.20 [30.6]			



Part Number	C pF*	Dielectric Material	V _{RATE} V**	Discs in Stack	L (max) in [mm]	D (max) in [mm]	T (±10%) in [mm]	A*** in [mm]
ST1 Series								
ST1Y5P102M8KV04				4	0.50 [12.7]			
ST1Y5P102M8KV05				5	0.62 [15.7]			
ST1Y5P102M8KV06				6	0.73 [18.7]			
ST1Y5P102M8KV07				7	0.85 [21.7]			
ST1Y5P102M8KV08	1000	Y5P	8000	8	0.97 [24.7]	0.39 [9.9]	0.11 [2.8]	2.75 [70.0]
ST1Y5P102M8KV09				9	1.09 [27.6]			
ST1Y5P102M8KV10				10	1.20 [30.6]			
ST1Y5P102M8KV11				11	1.32 [33.6]			
ST1Y5P102M8KV12				12	1.44 [36.6]			
ST1Z5U251M10KV04				4	0.76 [19.3]			
ST1Z5U251M10KV05				5	0.94 [23.9]			
ST1Z5U251M10KV06				6	1.12 [28.5]			
ST1Z5U251M10KV07				7	1.30 [33.2]			
ST1Z5U251M10KV08	250	Z5U	10000	8	1.49 [37.8]	0.26 [6.5]	0.17 [4.2]	2.75 [70.0]
ST1Z5U251M10KV09				9	1.67 [42.5]			
ST1Z5U251M10KV10				10	1.85 [47.1]			
ST1Z5U251M10KV11				11	2.03 [51.8]			
ST1Z5U251M10KV12				12	2.22 [56.4]			
ST1Z5U251M12KV04				4	0.85 [21.7]			
ST1Z5U251M12KV05				5	1.06 [27.0]			
ST1Z5U251M12KV06				6	1.27 [32.2]			
ST1Z5U251M12KV07				7	1.47 [37.5]			
ST1Z5U251M12KV08	250	Z5U	12000	8	1.68 [42.7]	0.28 [7.0]	0.19 [4.8]	2.75 [70.0]
ST1Z5U251M12KV09				9	1.89 [48.0]			
ST1Z5U251M12KV10				10	2.09 [53.3]			
ST1Z5U251M12KV11				11	2.30 [58.5]			
ST1Z5U251M12KV12				12	2.51 [63.8]			
ST1Z5U102M10KV04				4	0.78 [19.9]			
ST1Z5U102M10KV05				5	0.97 [24.7]			
ST1Z5U102M10KV06				6	1.16 [29.4]			
ST1Z5U102M10KV07				7	1.35 [34.2]			
ST1Z5U102M10KV08	1000	Z5U	10000	8	1.53 [39.0]	0.30 [7.6]	0.17 [4.3]	2.75 [70.0]
ST1Z5U102M10KV09				9	1.72 [43.8]			
ST1Z5U102M10KV10				10	1.91 [48.6]			
ST1Z5U102M10KV11				11	2.10 [53.4]			
ST1Z5U102M10KV12				12	2.29 [58.2]			
ST1Z5U102M12KV04				4	0.88 [22.5]			
ST1Z5U102M12KV05				5	1.10 [27.9]			
ST1Z5U102M12KV06				6	1.31 [33.4]			
ST1Z5U102M12KV07				7	1.53 [38.8]			
ST1Z5U102M12KV08	1000	Z5U	12000	8	1.74 [44.3]	0.31 [8.0]	0.19 [4.9]	2.75 [70.0]
ST1Z5U102M12KV09				9	1.96 [49.7]			
ST1Z5U102M12KV10				10	2.17 [55.2]			
ST1Z5U102M12KV11				11	2.38 [60.6]			
ST1Z5U102M12KV12				12	2.60 [66.1]			



Part Number	C pF*	Dielectric Material	V _{RATE} V**	Discs in Stack	L (max) in [mm]	D (max) in [mm]	T (±10%) in [mm]	A**** in [mm]
ST2 Series								
ST2Y5P131M12KV04				4	0.77 [19.7]			
ST2Y5P131M12KV05				5	0.97 [24.6]			
ST2Y5P131M12KV06				6	1.16 [29.4]			
ST2Y5P131M12KV07				7	1.35 [34.3]			
ST2Y5P131M12KV08	130	Y5P	12000	8	1.54 [39.1]	0.19 [4.9]	0.17 [4.4]	0.42 [10.7]
ST2Y5P131M12KV09				9	1.73 [44.0]			
ST2Y5P131M12KV10				10	1.92 [48.8]			
ST2Y5P131M12KV11				11	2.11 [53.7]			
ST2Y5P131M12KV12				12	2.30 [58.5]			
ST2Y5P251M10KV04				4	0.71 [18.1]			
ST2Y5P251M10KV05				5	0.89 [22.6]			
ST2Y5P251M10KV06				6	1.06 [27.0]			
ST2Y5P251M10KV07				7	1.24 [31.5]			
ST2Y5P251M10KV08	250	Y5P	10000	8	1.41 [36.0]	0.25 [6.5]	0.16 [4.1]	0.46 [11.6]
ST2Y5P251M10KV09				9	1.59 [40.4]			
ST2Y5P251M10KV10				10	1.76 [44.9]			
ST2Y5P251M10KV11				11	1.94 [49.3]			
ST2Y5P251M10KV12				12	2.11 [53.8]			
ST2Y5P251M12KV04				4	0.80 [20.3]			
ST2Y5P251M12KV05				5	0.99 [25.3]			
ST2Y5P251M12KV06				6	1.19 [30.3]			
ST2Y5P251M12KV07				7	1.39 [35.3]			
ST2Y5P251M12KV08	250	Y5P	12000	8	1.58 [40.3]	0.27 [6.9]	0.18 [4.5]	0.46 [11.6]
ST2Y5P251M12KV09				9	1.78 [45.3]			
ST2Y5P251M12KV10				10	1.98 [50.3]			
ST2Y5P251M12KV11				11	2.17 [55.3]			
ST2Y5P251M12KV12				12	2.37 [60.3]			
ST2Y5P501M12KV04				4	0.79 [20.1]			
ST2Y5P501M12KV05				5	0.99 [25.1]			
ST2Y5P501M12KV06				6	1.18 [30.1]			
ST2Y5P501M12KV07				7	1.38 [35.0]			
ST2Y5P501M12KV08	500	Y5P	12000	8	1.57 [40.0]	0.39 [10.0]	0.18 [4.5]	0.58 [14.7]
ST2Y5P501M12KV09				9	1.77 [45.0]			
ST2Y5P501M12KV10				10	1.96 [49.9]			
ST2Y5P501M12KV11				11	2.16 [54.9]			
ST2Y5P501M12KV12				12	2.35 [59.9]			
ST2Y5P102M10KV04				4	0.69 [17.6]			
ST2Y5P102M10KV05				5	0.86 [22.0]			
ST2Y5P102M10KV06				6	1.03 [26.3]			
ST2Y5P102M10KV07				7	1.20 [30.7]			
ST2Y5P102M10KV08	1000	Y5P	10000	8	1.38 [35.0]	0.52 [13.1]	0.16 [3.9]	0.68 [17.3]
ST2Y5P102M10KV09				9	1.55 [39.3]			
ST2Y5P102M10KV10				10	1.72 [43.7]			
ST2Y5P102M10KV11				11	1.89 [48.0]			
ST2Y5P102M10KV12				12	2.06 [52.3]			



Part Number	C pF*	Dielectric Material	V _{RATE} V*	Discs in Stack	L (max) in [mm]	D (max) in [mm]	T (±10%) in [mm]	A**** in [mm]
ST2 Series								
ST2Y5P102M12KV04				4	0.84 [21.5]			
ST2Y5P102M12KV05				5	1.05 [26.8]			
ST2Y5P102M12KV06				6	1.26 [32.1]			
ST2Y5P102M12KV07				7	1.47 [37.4]			
ST2Y5P102M12KV08	1000	Y5P	12000	8	1.68 [42.7]	0.57 [14.5]	0.19 [4.8]	0.87 [22.2]
ST2Y5P102M12KV09				9	1.89 [48.0]			
ST2Y5P102M12KV10				10	2.10 [53.3]			
ST2Y5P102M12KV11				11	2.30 [58.6]			
ST2Y5P102M12KV12				12	2.51 [63.9]			
ST2Z5U131M12KV04				4	0.77 [19.5]			
ST2Z5U131M12KV05				5	0.96 [24.3]			
ST2Z5U131M12KV06				6	1.15 [29.1]			
ST2Z5U131M12KV07				7	1.33 [34.0]			
ST2Z5U131M12KV08	130	Z5U	12000	8	1.52 [38.8]	0.20 [5.1]	0.17 [4.4]	0.42 [10.7]
ST2Z5U131M12KV09				9	1.71 [43.6]			
ST2Z5U131M12KV10				10	1.90 [48.4]			
ST2Z5U131M12KV11				11	2.09 [53.2]			
ST2Z5U131M12KV12				12	2.28 [58.0]			
ST2Z5U251M10KV04				4	0.69 [17.5]			
ST2Z5U251M10KV05				5	0.86 [21.8]			
ST2Z5U251M10KV06				6	1.03 [26.1]			
ST2Z5U251M10KV07				7	1.20 [30.4]			
ST2Z5U251M10KV08	250	Z5U	10000	8	1.36 [34.7]	0.26 [6.5]	0.15 [3.9]	0.46 [11.6]
ST2Z5U251M10KV09				9	1.53 [39.0]			
ST2Z5U251M10KV10				10	1.70 [43.3]			
ST2Z5U251M10KV11				11	1.87 [47.6]			
ST2Z5U251M10KV12				12	2.04 [52.0]			
ST2Z5U251M12KV04				4	0.78 [20.0]			
ST2Z5U251M12KV05				5	0.98 [24.9]			
ST2Z5U251M12KV06				6	1.17 [29.8]			
ST2Z5U251M12KV07				7	1.36 [34.7]			
ST2Z5U251M12KV08	250	Z5U	12000	8	1.56 [39.6]	0.28 [7.0]	0.18 [4.5]	0.46 [11.6]
ST2Z5U251M12KV09				9	1.75 [44.6]			
ST2Z5U251M12KV10				10	1.94 [49.5]			
ST2Z5U251M12KV11				11	2.14 [54.4]			
ST2Z5U251M12KV12				12	2.33 [59.3]			
ST2Z5U501M10KV04				4	0.70 [17.8]			
ST2Z5U501M10KV05				5	0.87 [22.1]			
ST2Z5U501M10KV06				6	1.04 [26.5]			
ST2Z5U501M10KV07				7	1.21 [30.9]			
ST2Z5U501M10KV08	500	Z5U	10000	8	1.39 [35.3]	0.20 [5.2]	0.16 [4.0]	0.42 [10.7]
ST2Z5U501M10KV09				9	1.56 [39.6]			
ST2Z5U501M10KV10				10	1.73 [44.0]			
ST2Z5U501M10KV11				11	1.90 [48.4]			
ST2Z5U501M10KV12				12	2.07 [52.7]			



Part Number	C pF*	Dielectric Material	V _{RATE} V**	Discs in Stack	L (max) in [mm]	D (max) in [mm]	T (±10%) in [mm]	A**** in [mm]
ST2 Series								
ST2Z5U501M12KV04				4	0.80 [20.4]			
ST2Z5U501M12KV05				5	1.00 [25.4]			
ST2Z5U501M12KV06				6	1.20 [30.5]			
ST2Z5U501M12KV07				7	1.39 [35.5]			
ST2Z5U501M12KV08	500	Z5U	12000	8	1.59 [40.5]	0.23 [5.8]	0.18 [4.6]	0.46 [11.6]
ST2Z5U501M12KV09				9	1.79 [45.6]			
ST2Z5U501M12KV10				10	1.99 [50.6]			
ST2Z5U501M12KV11				11	2.19 [55.6]			
ST2Z5U501M12KV12				12	2.38 [60.6]			
ST3 Series								
ST3Y5P501M12KV04				4	0.79 [20.1]			
ST3Y5P501M12KV05				5	0.99 [25.1]			
ST3Y5P501M12KV06				6	1.18 [30.1]			
ST3Y5P501M12KV07				7	1.38 [35.0]			
ST3Y5P501M12KV08	500	Y5P	12000	8	1.57 [40.0]	0.39 [10.0]	0.18 [4.5]	0.33 [8.4]
ST3Y5P501M12KV09				9	1.77 [45.0]			
ST3Y5P501M12KV10				10	1.96 [49.9]			
ST3Y5P501M12KV11				11	2.16 [54.9]			
ST3Y5P501M12KV12				12	2.35 [59.9]			
ST3Y5P102M10KV04				4	0.69 [17.6]			
ST3Y5P102M10KV05				5	0.86 [22.0]			
ST3Y5P102M10KV06				6	1.03 [26.3]			
ST3Y5P102M10KV07				7	1.20 [30.7]			
ST3Y5P102M10KV08	1000	Y5P	10000	8	1.38 [35.0]	0.52 [13.1]	0.16 [3.9]	0.38 [9.7]
ST3Y5P102M10KV09				9	1.55 [39.3]			
ST3Y5P102M10KV10				10	1.72 [43.7]			
ST3Y5P102M10KV11				11	1.89 [48.0]			
ST3Y5P102M10KV12				12	2.06 [52.3]			
ST3Y5P102M12KV04				4	0.84 [21.5]			
ST3Y5P102M12KV05				5	1.05 [26.8]			
ST3Y5P102M12KV06				6	1.26 [32.1]			
ST3Y5P102M12KV07				7	1.47 [37.4]			
ST3Y5P102M12KV08	1000	Y5P	12000	8	1.68 [42.7]	0.57 [14.5]	0.19 [4.8]	0.38 [9.7]
ST3Y5P102M12KV09				9	1.89 [48.0]			
ST3Y5P102M12KV10				10	2.10 [53.3]			
ST3Y5P102M12KV11				11	2.30 [58.6]			
ST3Y5P102M12KV12				12	2.51 [63.9]			

Note: * Capacitance per disc with 20% tolerance.

** Rated voltage per disc, dielectric withstand 150% of rated.


*** ST1 Series have A dimension tolerance of ± 0.040 in. / 1.02 mm.

**** ST2 Series and ST3 Series have A dimension tolerance of ± 0.010 in. / 0.25 mm.

Certifications:




Suppression Products







Dean Technology provides a wide range of suppression products that ideally complement our other offerings. Our standard products and custom solutions include MOVs, selenium, and silicon carbide. The CKE line of surge suppression can meet most any need.

Visit us at
www.deantechnology.com for more information!



PRODUCTS BY:
DEAN
TECHNOLOGY



Contact us, we're ready to help!

WWW.DEANTECHNOLOGY.COM

972.248.7691



HVPSI



Dean Technology
P.O. Box 700968
Dallas, Texas 75370
USA

Phone +1.972.248.7691
Fax: +1.972.381.9998
www.deantechnology.com