



NX5 SERIES (Y5P)

10 to 50kV

High Voltage Ceramic Capacitors



Features

- Compact Size
- Low Voltage Coefficient
- Epoxy Encapsulation
- Y5P Temperature Characteristics

Specifications

Part Number ¹	C pF	Tolerance ¹ ±%	V _{RATE} kVDC	V _{WITHSTAND} kVDC	D ² mm	H ³ mm	L ⁴ mm	Terminal Type
NX5Y5P251•15KV	250	K,M,Z	15.0	22.5	20.0	15.0	19.0	M4x4
NX5Y5P501•15KV	500	K,M,Z	15.0	22.5	24.0	15.0	19.0	M4x4
NX5Y5P102•15KV	1000	K,M,Z	15.0	22.5	36.0	15.0	19.0	M4x4
NX5Y5P251•20KV	250	K,M,Z	20.0	30.0	24.0	18.0	22.0	M4x4
NX5Y5P501•20KV	500	K,M,Z	20.0	30.0	30.0	18.0	22.0	M4x4
NX5Y5P102•20KV	1000	K,M,Z	20.0	30.0	40.0	18.0	22.0	M4x4
NX5Y5P251•30KV	250	K,M,Z	30.0	45.0	24.0	22.0	26.0	M4x4
NX5Y5P501•30KV	500	K,M,Z	30.0	45.0	36.0	22.0	26.0	M4x4
NX5Y5P251•40KV	250	K,M,Z	40.0	60.0	30.0	28.0	32.0	M4x4
NX5Y5P501•40KV	500	K,M,Z	40.0	60.0	40.0	28.0	32.0	M4x4
NX5Y5P251•50KV	250	K,M,Z	50.0	75.0	34.0	35.0	39.0	M4x5
NX5Y5P501•50KV	500	K,M,Z	50.0	75.0	52.0	35.0	39.0	M5x5

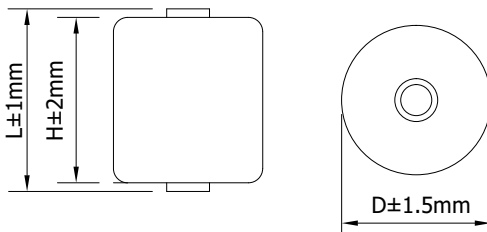
¹NX5Y5P models are offered with K (± 10%), M (± 20%), and Z (+80%, -20%) capacitance tolerances. Substitute the "*" in the part number with the preferred tolerance. Inquire for additional information.

²D has a ±1.5mm tolerance.

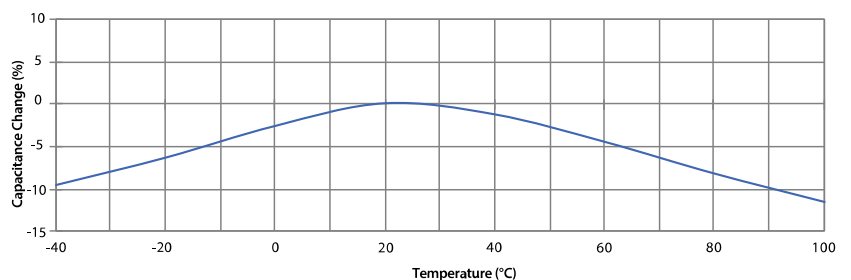
³H has a ±2.0mm tolerance.

⁴L has a ±1.0mm tolerance.

Drawings and Characteristics

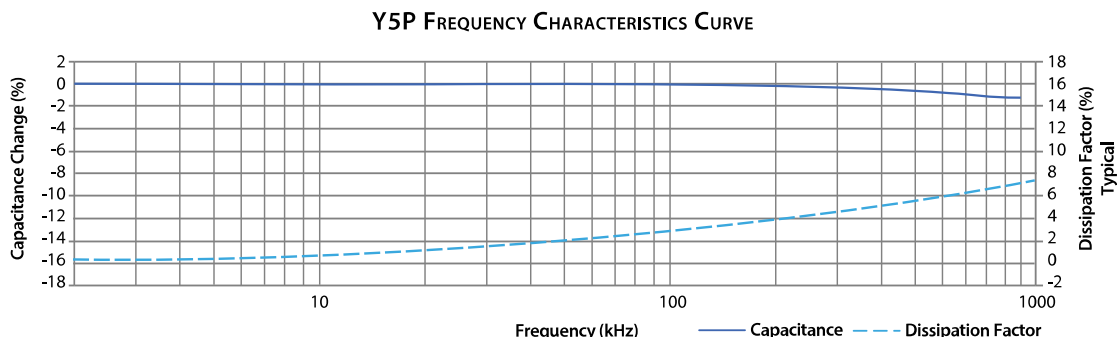


Y5P TYPICAL TEMPERATURE CHARACTERISTICS CURVE

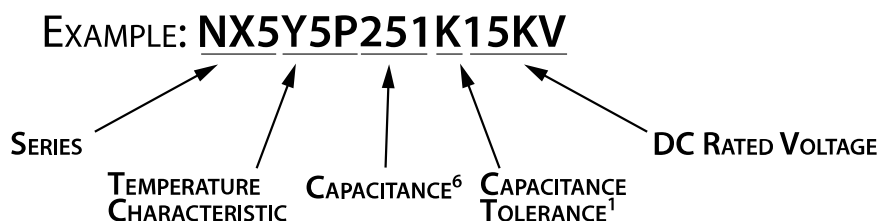




NX5 SERIES (Y5P)



Part Number Decoder:



⁶Capacitance decoder:

For capacitance values less than 10pF, digits before the "R" are significant digits, while digits after the "R" are the decimal values after the significant digits. For example, 4R7 = 4.7pF, since the 4 is the significant digit while the 7 is the digit after the decimal.

For capacitance values 100pF and higher, the first and second digits are significant digits, while the third digit expresses the number of zeros to follow the two significant digits. For example, 152 = 1500pF, since the 1 and the 5 are the significant digits with 2 zeros that follow.

Additional Specifications

Specifications	
Operating Temperature Range	-25 to +100°C
Temperature Coefficient	-25 to +85°C
Dissipation Factor	2.5% Max

Note: Specifications subject to change without notice. Photo is representation only.

