



NX5 SERIES (T3M)

100 to 8000pF, 10 to 50kV
High Voltage Ceramic Capacitors



Features

- Compact Size
- Low Dissipation Factor
- Low Voltage Coefficient
- Epoxy Encapsulation
- T3M Temperature Characteristics

Specifications

Part Number	Value							
	C Typical Capacitance (pF)	Tolerance (±%)	V _{RATED} Max. Rated Voltage (kVDC)	V _{WITHSTAND} Dielectric Withstand Voltage (kVDC)	D Diameter (mm) ±1.5mm tolerance	H Height (mm) ±2.0mm tolerance	L Length (mm) ±1.0mm tolerance	Terminal Type
NX5T3M561•10KV	560	K,M,Z	10.0	15.0	20.0	12.0	16.0	M4x4
NX5T3M122•10KV	1200	K,M,Z	10.0	15.0	24.0	12.0	16.0	M4x4
NX5T3M282•10KV	2800	K,M,Z	10.0	15.0	38.0	12.0	16.0	M4x4
NX5T3M502•10KV	5000	K,M,Z	10.0	15.0	52.0	12.0	16.0	M5x4
NX5T3M802•10KV	8000	K,M,Z	10.0	15.0	58.0	12.0	16.0	M5x4
NX5T3M371•15KV	370	K,M,Z	15.0	22.5	20.0	14.0	18.0	M4x4
NX5T3M112•15KV	1100	K,M,Z	15.0	22.5	30.0	14.0	18.0	M4x4
NX5T3M192•15KV	1900	K,M,Z	15.0	22.5	38.0	14.0	18.0	M4x4
NX5T3M342•15KV	3400	K,M,Z	15.0	22.5	52.0	14.0	18.0	M5x4
NX5T3M532•15KV	5300	K,M,Z	15.0	22.5	58.0	14.0	18.0	M5x4
NX5T3M281•20KV	280	K,M,Z	20.0	30.0	20.0	20.0	24.0	M4x5
NX5T3M881•20KV	880	K,M,Z	20.0	30.0	30.0	20.0	24.0	M4x5
NX5T3M142•20KV	1400	K,M,Z	20.0	30.0	38.0	20.0	24.0	M4x5
NX5T3M252•20KV	2500	K,M,Z	20.0	30.0	52.0	20.0	24.0	M5x5
NX5T3M402•20KV	4000	K,M,Z	20.0	30.0	58.0	20.0	24.0	M5x5
NX5T3M191•30KV	190	K,M,Z	30.0	45.0	20.0	24.0	28.0	M4x5
NX5T3M591•30KV	590	K,M,Z	30.0	45.0	30.0	24.0	28.0	M4x5
NX5T3M941•30KV	940	K,M,Z	30.0	45.0	38.0	24.0	28.0	M4x5
NX5T3M102•30KV	1000	K,M,Z	30.0	45.0	40.0	26.0	30.0	M5x5
NX5T3M172•30KV	1700	K,M,Z	30.0	45.0	52.0	24.0	28.0	M5x5
NX5T3M202•30KV	2000	K,M,Z	30.0	45.0	48.0	21.0	25.0	M5x5
NX5T3M272•30KV	2700	K,M,Z	30.0	45.0	58.0	24.0	28.0	M5x5
NX5T3M502•30KV	5000	K,M,Z	30.0	45.0	70.0	21.0	25.0	M5x5
NX5T3M141•40KV	140	K,M,Z	40.0	60.0	20.0	32.0	36.0	M4x6
NX5T3M441•40KV	440	K,M,Z	40.0	60.0	30.0	32.0	36.0	M4x6
NX5T3M561•40KV	560	K,M,Z	40.0	60.0	38.0	26.0	30.0	M5x5
NX5T3M701•40KV	700	K,M,Z	40.0	60.0	38.0	32.0	36.0	M4x6
NX5T3M132•40KV	1300	K,M,Z	40.0	60.0	52.0	32.0	36.0	M5x6
NX5T3M172•40KV	1700	K,M,Z	40.0	60.0	52.0	26.0	30.0	M5x5
NX5T3M202•40KV	2000	K,M,Z	40.0	60.0	60.0	30.0	34.0	M5x6
NX5T3M302•40KV	3000	K,M,Z	40.0	60.0	70.0	28.0	32.0	M5x5
NX5T3M101•50KV	100	K,M,Z	50.0	75.0	20.0	35.0	39.0	M4x6

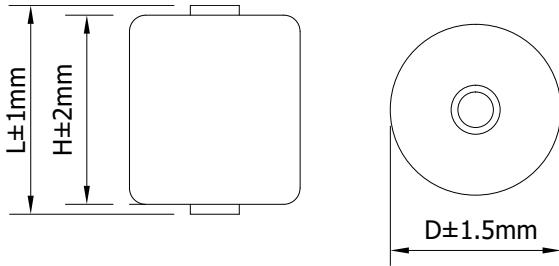


NX5 SERIES (T3M)

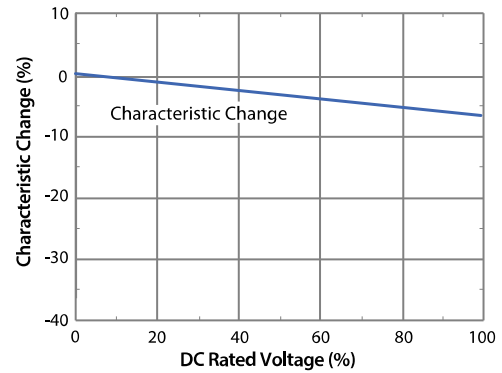
Part Number	Value							
	C Typical Capacitance (pF)	Tolerance (±%)	V _{RATED} Max. Rated Voltage (kVDC)	V _{WITHSTAND} Dielectric Withstand Voltage (kVDC)	D Max. Diameter (mm) ±1.5mm tolerance	H Max. Height (mm) ±2.0mm tolerance	L Max. Length (mm) ±1.0mm tolerance	Terminal Type
NX5T3M201•50KV	200	K,M,Z	50.0	75.0	24.0	35.0	39.0	M4x6
NX5T3M401•50KV	400	K,M,Z	50.0	75.0	30.0	35.0	39.0	M4x6
NX5T3M561•50KV	560	K,M,Z	50.0	75.0	38.0	35.0	39.0	M4x6
NX5T3M102•50KV	1000	K,M,Z	50.0	75.0	48.0	32.0	36.0	M5x5
NX5T3M112•50KV	1100	K,M,Z	50.0	75.0	52.0	35.0	39.0	M5x6
NX5T3M172•50KV	1700	K,M,Z	50.0	75.0	58.0	35.0	39.0	M5x6

Note: NX5T3M models are offered with K (± 10%), M (± 20%), and Z (+80%, -20%) capacitance tolerances. Substitute the "*" in the part number with the preferred tolerance. Inquire for additional information.

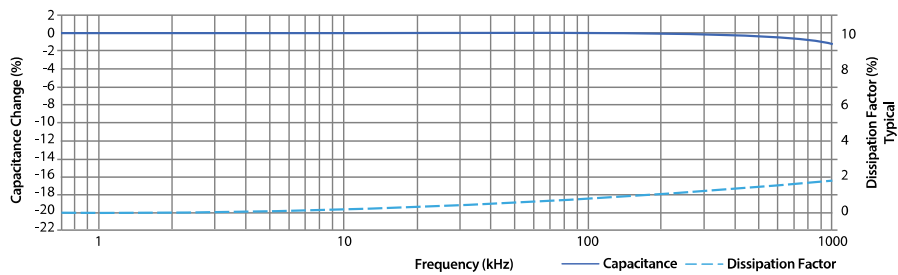
Drawings and Characteristics



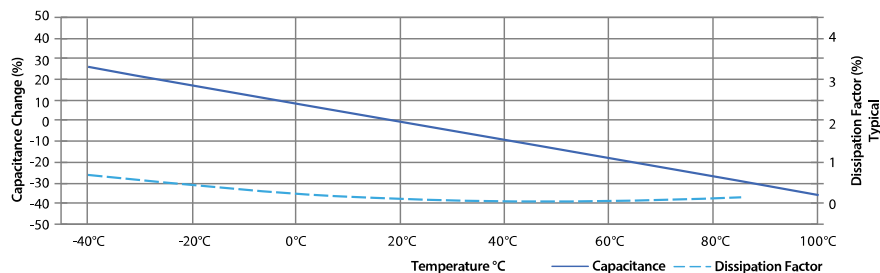
T3M (N4700) TYPICAL VOLTAGE COEFFICIENT



T3M FREQUENCY CHARACTERISTICS CURVE



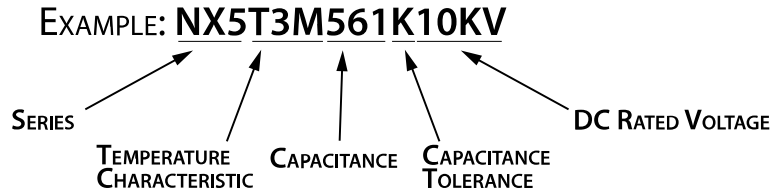
T3M TYPICAL TEMPERATURE CHARACTERISTICS CURVE





NX5 SERIES (T3M)

Part Number Decoder:



Capacitance Decoder:

For capacitance values 100pF and higher, the first and second digits are significant digits, while the third digit expresses the number of zeros to follow the two significant digits. For example, 152 = 1500pF, since the 1 and the 5 are the significant digits with 2 zeros that follow.

For capacitance values less than 10pF, digits before the "R" are significant digits, while digits after the "R" are the decimal values after the significant digits. For example, 4R7 = 4.7pF, since the 4 is the significant digit while the 7 is the digit after the decimal.

Additional Specifications		
TOP	Operating Temperature Range	-25 to +100°C
TC	Temperature Coefficient	-25 to +85°C
DF	Dissipation Factor	1.0% Max



Note: Specifications subject to change without notice. Photo is representation only.